












Trade Bridge Survey for the WCO





1. How many employees does your company employ including parent companies, subsidiaries and divisions?			
		Response Percent	Response Count
1-500		92.7%	89
501-1000		6.3%	6
1001-5000		1.0%	1
5001-10000		0.0%	0
>10000		0.0%	0
answered question			96
skipped question			0

2. What is/was/would be your role in C-TPAT participation? Select all that apply.			
		Response Percent	Response Count
Decision maker		47.9%	46
Influencer		27.1%	26
Research		18.8%	18
Implementation		29.2%	28
Testing		9.4%	9
Participation		22.9%	22
Indirectly involved		9.4%	9
None		14.6%	14
answered question			96
skipped question			0








3. If you are a C-TPAT participant, do you believe that benefits are greater than the costs?				
			Response Percent	Response Count
Yes			8.6%	8
No			18.3%	17
Don't know			38.7%	36
Not applicable			34.4%	32
			answered question	93
			skipped question	3

4. Do you plan to become a member of C-TPAT?				
			Response Percent	Response Count
Yes we are members.			17.3%	14
Yes within the next 36 months.			2.5%	2
Yes but not sure when.			7.4%	6
Seriously considering it.			4.9%	4
Undecided			37.0%	30
No, never.			2.5%	2
Not at this time.			18.5%	15
Not applicable.			9.9%	8
			answered question	81
			skipped question	15





5. If you are not a C-TPAT participant, has your customs broker discussed future participation in the C-TPAT program?

		Response Percent	Response Count
Yes		23.7%	18
No		48.7%	37
Not sure		5.3%	4
Not applicable		22.4%	17
answered question			76
skipped question			20





6. If you are not a C-TPAT member, why not? Select all that apply.




		Response Percent	Response Count
The cost of participating is not affordable.		20.9%	14
We do not have the time to get involved.		14.9%	10
We have never been asked to participate.		25.4%	17
Our broker has not told us it applies to us.		28.4%	19
Our broker has advised us not to participate.		4.5%	3
We cannot determine the benefits for our company.		55.2%	37
Not applicable, my company is C-TPAT certified.		7.5%	5
Not applicable, we are in the process of becoming C-TPAT certified.		0.0%	0
answered question			67
skipped question			29




7. 35.4% of C-TPAT importers surveyed for CBP reported a decrease in the number of CBP inspections since they began C-TPAT. Does this give them a competitive advantage over non-C-TPAT importers?

		Response Percent	Response Count
Yes		24.3%	18
No		9.5%	7
Possibly		48.6%	36
Not sure		17.6%	13
<i>answered question</i>			74
<i>skipped question</i>			22

8. 28.9% of C-TPAT importers surveyed for CBP reported decreased disruptions in their supply chain since they began participating. Does this give them a competitive advantage over non-C-TPAT importers?

		Response Percent	Response Count
Yes		31.1%	23
No		6.8%	5
Possibly		50.0%	37
Not sure		12.2%	9
<i>answered question</i>			74
<i>skipped question</i>			22

9. Not including C-TPAT participation, has your company taken action to improve supply chain security since 9/11?			Response Percent	Response Count
Yes			41.1%	30
No			13.7%	10
Only if necessary for compliance reasons.			32.9%	24
Don't know			12.3%	9
			answered question	73
			skipped question	23

10. Have you read the 2007 C-TPAT Cost/Benefit Survey that was prepared for CBP?			Response Percent	Response Count
Yes			8.1%	6
No			82.4%	61
Not sure			9.5%	7
			answered question	74
			skipped question	22